



**medical
furniture**

Contents

Doctor's office	114
Cabinets for Doctors Sml	116
Filing Cabinets Szk	120
Doctor's desk Bim	122
Medical cabinets Szl	124
Surgery Tables Stl	125
Bedside cabinets Szl	126
Laboratory Furniture Szl	127
Stainless Steel Sheet Furniture	128

We add medical furniture to the already wide assortment of metal furniture that we offer.

This furniture consists of doctor's cabinets, hanging cabinets, surgical tables, tables for dressing materials, bedside cabinets.

The furniture we offer is ideal, high quality, equipment for modern doctor's offices, laboratory rooms, scientific research facilities, hospitals, drug stores and other medical rooms. We also manufacture furniture from stainless steel sheet metal.

It is possible to install wheels on tables and cabinets which will guarantee the appropriate useful features. The furniture is coated by powder paints with high chemical resistance – colours according to RAL palette.



adjustable feet height



central lock



sizes



anti-tilt system



possibility of hanging clothes



option – on wheel



option – made from stainless steel sheet



Doctor's office




We can offer a full arrangement for doctor's offices. You can arrange a very appealing and functional doctor's room, no matter how small, with our manufactured furniture. This, of course, is only one of our suggestions as the final decision rests upon you – the client.





We also offer, as a complement of our range of products, the medical bed, paravane and stool. These items are indispensable in doctor's cabinets and health centers.



			
Designation	Bed	Paravane	Medical stool
Code	STREH	PAREH	STOREH
Height (mm)	500	1910	480-600
Width (mm)	550	1000	ø 350
Depth (mm)	1850		
Description	adjustable inclination of bedhead	on wheels	upholstering tabletop with diameter of 350 mm adjustable height on wheels
Weight (kg)	27,5	6,5	4,5



Cabinets for Doctors Sml

Cabinets for doctors are ideal for equipping doctor's offices, pharmacies, and other medical rooms. Cabinet doors are made from safe tempered glass. Glass shelves are adjustable in 25 mm increments. Door handle is equipped with a protecting lock which secures the doors in two points.











The cabinets are available in stainless steel sheet version, with an additional payment.



Sml 101










Sml 112

								
Designation	Sml 101	Sml 112	Sml 103	Sml 114	Sml 115	Bench – cabinet		
Code	SML 0101020101	SML 0201030101	SML 0301030101	SML 0201050401	SML 0201030701	PSUM 31060101	PSUM 32060101	PSUM 33060101
Height (mm)	1800	1800	1800	1800	1800	140		
Width (mm)	600	800	1000	800	800	600	800	1000
Depth (mm)	435	435	435	435	435	434		
Equipment	– four glass shelves	– four glass shelves	– four glass shelves	– separately locked bottom compartment with one glass shelf – glass shelves in upper part of the cabinet	– four glass shelves – side walls of the cabinet have glass inserts	– bench – made from steel rectangular profile – it lifts the cabinet by 140 mm – equipped with plastic adjustable feet		
Weight (kg)	72	90	104	88	66	4,5	5	6

It is possible to manufacture the cabinet on wheels which allow an easy movement. Wheels freely rotate, are antistatic, do not leave scuff marks on the floor, and two are equipped with brakes. We can also offer the cabinets with narrower metal frame round the doors equipped with cylindrical lock. With additional payment, the cabinets are also available in an acid-proof steel sheet version.





							
Designation	Sml 111	Sml 102	Sml 113	Sml 104	Sml 105	Sml 111 s2	Sml 102 s1
Code	SML 0101020102	SML 0201030102	SML 0301030102	SML 0201050402	SML 0201030702	SML 0101110102	SML 0201120102
Height (mm)	1890	1890	1890	1890	1890	1890	1890
Width (mm)	600	800	1000	800	800	600	800
Depth (mm)	435	435	435	435	435	435	435
Equipment	– on wheels – four glass shelves	– four glass shelves	– four glass shelves	– on wheels – separately locked bottom compartment with one glass shelf – glass shelves in upper part of the cabinet	– four glass shelves	– on wheels – four glass shelves	– on wheels – four glass shelves
Weight (kg)	72	90	104	88	66	59	84

Filing Cabinets Szk

Filing cabinets for A5, B6, A6 sizes are mostly used in medicine for patient cards. Drawers are mounted on double extension ball bearing slides and protected against falling out. There are the self-adhesive nameplates for drawer content description on the front of the drawers that can be applied by the customer.


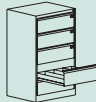


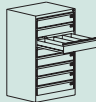






Szk 103



Szk 318

							
Designation	Szk 304	Szk 305	szk 103	szk 203	szk 303	szk 318	Szk 319
Code	SZK 03031101	SZK 02031301	SZK 02011401	SZK 02021501	SZK 02031601	SZK 09032102	SZK 09032202
Height (mm)	1285	1285	715	1000	1285	1285	1285
Width (mm)	545	775	775	775	775	610	610
Depth (mm)	630	630	630	630	630	630	630
Quantity of drawers	5	5	4	6	8	5	5
Quantity of rows in one drawer	2	4	4			2	3
Internal dimensions of the drawers (mm)	h x w x d 187 (front 223) x 460 x 585	h x w x d 100 (front 223) x 690 x 585	h x w x d 100 (front 137) x 690 x 585			h x w x d 150 (front 223) x 522 x 585	h x w x d 150 (front 223) x 522 x 585
Size	A5 horizontally	A5 vertically	A6			B5	215 x 170 mm
Weight (kg)	83	92	77	92	123	87	88

Doctor's desk Bim

Doctor's desks are equipped with 2 drawers adapted to the patient's charts sizes. Drawers with a central lock. The legs are adjustable. The desk is intended for self assembling.

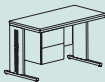





You can furnish doctor's offices with our desks from office furniture assortment. We suggest combining Zbm 304 desk with a container Szp.



Bim 212s

		
Designation	Bim 212s	Zbm 304
Code	BIM 01021412	STBJ 16020705
Height (mm)	740	740
Width (mm)	1200	1800
Depth (mm)	600	800
Weight (kg)	67	52

Medical cabinets Szl

Hanging cupboards are functional equipment for medical facilities or laboratory sites because they secure full and efficient utilization of the space above the work table.

Construction of the cabinet includes sliding glass doors or metal winged doors with a handle and magnetic lock. Cabinet with metal doors can be used as a convenient first aid kit in factories.





Surgery Tables Stl

Surgical tables allow easy transportation of surgical tools in the operation block. Wheels enable moving and placing the table in every place at the doctor's office or surgery room. All wheels are antistatic, they do not leave the scuff marks on the floor, maneuverable and two of them have protecting brakes.

Surgical instrument table Stl 201. The table has maximum loading capacity – 10 kg. Adjustable (in the range of 920 – 1380 mm) tray with the dimensions 600x400 mm. Rotating tray can be blocked in comfortable position.








Szl 101



Stl 101



Stl 102

								
Designation	Szl 101	Szl 102	Szl 103	Stl 101	Stl 103	Stl 102	Stl 104	Stl 201
Code	SZL 01010201	SZL 02010401	SZL 03010401	STL 01010201	STL 02010201	STL 01010401	STL 02010401	STL 03020602
Height (mm)	500	500		880		880		920–1380
Width (mm)	400	800	1000	1000	1400	1000	1400	400
Depth (mm)	250	250		600		600		800
Description	– the hanging cupboard with one door, grip and magnetic lock. 2 glass shelves inside	– hanging cupboard with sliding doors – glass doors and glass shelves		– surgical table		– surgical table		– surgical instrument table
Weight (kg)	9	17	20	20	25	20	25	14

Bedside cabinets Szl

Bedside cabinets are a must for hospital rooms since they guarantee order near the patient's bed. Wheels allow easy movement, two brakes secure against undesired movement.

We offer the bedside cabinets in 3 versions:

- ☑ cabinet with a simple mechanism for rotating and liftable tabletop,
- ☑ Szp 1 – cabinet without the rotating tabletop, mounted on wheels,
- ☑ Szl 201o – professional cabinet with a mechanical device for lifting the tabletop.

Bedside cabinet Szl 201 – basic version – equipped with a drawer, with a grip and magnetic lock in the doors. Symmetrical cabinet – drawer and cabinet opens from both sides. Tabletops manufactured from the melamine. Adjustable tabletop which can be easily rotated and slid out.

Bedside cabinet Szl 201 is equipped with a deviatable tabletop, drawer on the slides, magnetic lock and grip in the door. Adjustable tabletop has a melamine surface. You can adjust the angle depending on the requirements.






Szl 201



Szl 201o



Szp 1

			
Designation	Szl 201	Szl 201o	Szp1
Code	SZL 0402050402	SZL 0503050502	SZL 0604020601
Height (mm)	800	945	800
Width (mm)	420	595	420
Depth (mm)	420	415	420
Description	– simpler version	– with pneumatically lifted tabletop	equipped with a – roll bearing slides – tabletop – cabinet with a grip
Weight (kg)	24	29	22




Laboratory Furniture Szl



You can find in our wide range of products some laboratory furniture that are custom made. We present only one of possibilities.

Laboratory set includes 2 cabinets covered with one common counter. One cabinet is equipped with a adjustable shelf and the other with 5 drawers. Cabinets are covered with a counter made of epoxy resin, resistant to high temperatures, acids and other compounds used in laboratories. The counter has a hardness level comparable to stone but is neither porous nor permeable. Thanks to this feature, chemical compounds, pigments or other liquids used in laboratories do not penetrate the surface of the countertop. Counter are resistant to high and low temperatures that occur during typical laboratory conditions. Counters are made from a monolith material

which keeps an ideal closed structure throughout its entire thickness. A smooth surface without any joint ensures easy cleaning and maintaining the cleanliness. Countertops are available in 3 colours: grey, black and white. Standard melamine countertop is also available. The furniture are powder coated in epoxy with resistance to chemicals what's ideal for use in laboratories. The Szl 303 movable container is equipped with maneuverable antistatic wheels that do not leave the scuff marks on the floor. Two of the wheels are equipped with brakes. Cabinet's dimensions are adapted to the dimensions of the set so that the cabinet can stored under counter. The cabinet is equipped with its own tabletop made from epoxy resins (melamine optional).



Szl 300

		
Designation	Szl 300	Szl 303
Code	SZL 0702030703	SZL 0805010804
Height (mm)	900	810
Width (mm)	1600	500
Depth (mm)	540	540
Description	– laboratory cabinets	– laboratory container
Weight (kg)	117	90



Szl 303

Stainless Steel Sheet Furniture

Acid-resistant furniture ensures ease in keeping them clean and sterile. It is a guarantee of a high aesthetics and quality. Those are highly professional tools.

Surgical instrument table, which has a manually adjusted tray within a range of 911-1370 mm, size 600x400 mm. Rotating tray with the possibility of blocking in every position. Maximum load capacity is 10 kg.

The emergency table is intended for moving the sterile materials, baskets, tools, drugs and other devices around the operation block, the hospital departments, emergency rooms and laboratories.

Cabinet for anesthetics is equipped with a stand for liquids. The stand is adjustable in a range of 1300 – 2100 mm.

Stand for liquids – five arm base, upper part equipped with 4 hooks made of stainless rods. The stand is adjustable in a range of 1300 – 2100 mm.

Operating platform – steps are covered with anti – slide strips (made of hard material that's water, oil and UV radiation resistant). Platform ensures ergonomic working conditions during operations.





Std








Stlk



Szla



Operating platform

					
Designation	Std	Stlk	Szla	Wmk	Two step operating platform
Code	STLN 03020602	STLN 02010204	SZLN 0907011102	SJLN 01010101	SLN 010101
Height (mm)	911–1370	880	840	1300–2200	430
Width (mm)	450	1400	770	575	500
Depth (mm)	650	600	600	575	650
Weight (kg)	10,5	23	49	8,50	15,5



Wmk

